

AFFILIATED SOCIETY

AUTUMN SHOW SCHEDULE

12 September 2015

2.30pm to 5pm

Abbots Langley Community Centre

Admission: £1
Members: free (on production of membership card)
Children: free (must be accompanied by an adult)

Price 50p if sold

THE ABBOTS LANGLEY GARDENING SOCIETY

(Founded circa 1860)

| | |
|---------------------------|--|
| PRESIDENT: | Rt. Hon. Lady Arabella Stuart-Smith |
| CHAIRMAN: | Chris Bromwich |
| SECRETARY: | Jane Lay |
| TRADING SECRETARY: | Joe Johnston |
| TREASURER: | Myles Darbyshire |
| COMMITTEE: | Adrienne Barnes, Jo Bromwich, Pat Colwell, Jeremy Foster Kate Macnish, Yvonne Merry, John Merry, Sue North, David Sutherland |

TRADING DEPOT DETAILS

The Trading Depot opens for one hour from 9.00am to 10.00am every Saturday. It is run by the committee and volunteers from the membership. If you would like to volunteer please contact Pat Colwell Tel. 01923 443721 who will be pleased to add you to the depot rota.

Normally volunteers are only needed to help for 1 or 2 Saturdays per year. Without the help from our pool of volunteers, we could not offer this service every Saturday.

KEY DATES FOR 2015 (*June to December*)

13 June, Carnival, Donations of Plants needed to sell at for our stall.

12 September, 2.30pm, **The Autumn Show**, Abbots Langley Community Centre.

17 September, Social Evening, Chris Beardshaw – TV gardener and presenter, by ticket only.

15 October, Social Evening

13 November, **7.30pm**, Autumn **Quiz Night**

19 November, Social Evening

17 December, Christmas Social Evening,

Unless otherwise stated, all talks start at 8.00pm prompt, and will be held in the Manor House Sports Club. Further information and updates will be provided on our Website and Newsletters.

www.algs.org.uk

TRAVEL CLUB For details of all our trips and outings, check out the latest Newsletter, or look on our website, or email Adrienne Barnes, barnesadrienne@aol.com for the latest information.

TROPHIES



| Classes | For outstanding exhibits | For exhibitors gaining the most points |
|--|--|--|
| Dahlias 100-112 | Charles Gentry Cup (donated by Mrs J Gentry 1996, in memory of Mr C Gentry past Secretary of the Society) | Drusilla Dennis Chalice (donated by Mrs D Dennis 2000) |
| Roses 113-120 | Bert Cooper Cup (donated by Mrs J Cooper 1975) | Walter Ashby Rose Bowl (donated by Mrs Seabrook 1964 in memory of her father) |
| Other Flowers 121-149 | The Tomson Vase (donated by Peter Tomson 2014) | Jane Lay Chalice (donated by Mrs D J Lay 2000) |
| Fruit 150-159 | Norman Cup (donated by Mr R Norman 1951) | Kitchingman Trophy (donated by Mrs M Kitchingham 1981) |
| Vegetables 160-199 | Leon G Lay Cup (donated by Mr L G Lay 2002) | John Peaty Cup (donated by Cllr. J Peaty, ALPC Chairman 1999) |
| Wine & Beer 200-209 | Ron Brothers Memorial Chalice (donated by Mrs E Brothers 1990 in memory of Ron Brothers past Secretary and President of the Society) | A Glass Decanter |
| Art & Crafts 210-217 | Nelly Falconer Cup (donated by Mrs N Falconer 1953) | A Cup |
| Photography 219-229 | Valerie Beattie Cup (donated by Mrs V Beattie in 2006) | Kathleen Hare Memorial Trophy (donated by Yvonne Merry 2014) |
| Decorative 230-239 | Silver Cup | Henderson Cup (donated by Mrs Crownshaw 1967) |
| Household 240-269 | Bert Crownshaw Cup (donated by Mrs Crownshaw 1952) | Doreen Higgs Cup (donated to the Society by Mrs Higgs in 2004) |
| Young Exhibitors 270-289 | Barry Highland Cup (donated by Cllr. B Highland, ALPC Chairman 2001) | Trophy (ages 4-7) Trophy (ages 8-12) |

The Stewart Challenge Plate

Will be awarded to the family scoring the highest number of points (donated by Cllr Charles Stewart TRDC Chairman 1985)

Dahlia and Rose Classes (100-120 inclusive)


Note: Please ensure your exhibit is in the correct class. Name of variety to be stated if known. To ensure consistency, "bikini" vases are provided and must be used by exhibitors. The use of moss or "Oasis" for keeping stems in place is strongly recommended.

For illustrations of group classifications and formation for Dahlias, see pages 16 – 18

Dahlias

100 Cactus, semi-cactus or decorative, Giant

(Groups 5, 8, 9)
over 260mm (10.25") diameter
one or more varieties,
3 vases, 1 bloom in each vase



101 Cactus or semi-cactus, large

(Groups 8, 9) up to 260mm (10.25")
diameter one or more varieties,
1 vase, 3 blooms

102 Cactus or semi-cactus, medium

(Groups 8, 9) up to 220mm (8.75")
diameter, one or more varieties,
1 vase, 3 blooms

103 Cactus or semi-cactus, small or Miniature (Groups 8, 9)

up to 170mm (6.75") diameter,
one or more varieties,
1 vase, 3 blooms

104 Decorative, large (Group 5)

up to 260mm (10.25") diameter,
one or more varieties,
1 vase, 3 blooms

105 Decorative, medium (Group 5)

up to 220mm (8.75") diameter, one
or more varieties,
1 vase, 3 blooms

106 Decorative, small or miniature (Group 4, 5)

(N.B. this includes water lily)
up to 170mm (6.75") diameter,
one or more varieties,
1 vase, 3 blooms

107 Ball, small or miniature (Group 6)

up to 170mm (6.75") diameter,
one or more varieties,
1 vase, 3 blooms

108 Miniature and miniature ball (Group 6)

not exceeding 115mm (4.5")
1 vase, 3 blooms

109 Pompon (Group 7)

up to 52mm (2.04") diameter,
one or more varieties,
1 vase, 3 blooms

110 Other (Groups 1, 2, 3),

1 vase, 3 blooms, 1 variety

111 Other (Groups 10-13)

1 vase, 3 blooms, 1 variety

112 Other (Groups 14-16)

1 vase, 3 blooms, 1 variety

Roses

113 Hybrid Tea


more than one variety,
1 vase, 3 blooms

114 Hybrid Tea

one variety,
1 vase, 3 blooms

115 Hybrid Tea

specimen bloom, no foliage
(to be shown on card supplied)



116 Miniature

to be grown in container,
one plant

117 Floribunda

one or more varieties
1 vase, 3 sprays

118 Hips

one variety
1 vase, 3 sprays

119 A Shrub Rose

1 vase, 1 or more blooms

120 Any type

to be judged for perfume

Other Flowers and Plants Classes (121–149 inclusive)

- 121 Chrysanthemums**
one or more varieties, 1 vase, 3 blooms
- 122 Chrysanthemums**
one or more varieties, 1 vase, 3 sprays
- 123 Perennial asters**
(including Michaelmas Daisies), one or more varieties, 1 vase, 3 stems
- 124 Herbaceous perennial**
(except Michaelmas Daisies), one variety, 1 vase, 3 stems
- 125 One Orchid**
In a pot
- 126 Annual asters**
one or more varieties, 1 vase, 6 blooms
- 127 Annual (except asters)**
one variety, 1 vase, 5 stems
- 128 Annuals (except asters)**
one each of three distinct kinds, 1 vase, 3 stems
- 129 Gladioli**
one or more varieties, 1 vase, 3 stems
- 130 Carnations**
one or more varieties, 1 vase, 3 stems
- 131 Fuchsia flower heads, six**
1 variety, mount in black painted icecream box with 6 holes in lid, fill with water to flower heads
- 132 Six Fuchsia flower heads, six**
6 varieties, mount in black painted icecream box with 6 holes in lid, fill with water to flower heads
- 133 One fuchsia, in a pot**
- 134 One “Standard fuchsia”**
In a pot
- 135 One Lily**
perennial, 1 variety, 1 vase, 1 stem
- 136 One cactus or succulent**
in a pot
- 137 Flowering plant**
for house, conservatory or greenhouse
- 138 One foliage pot plant**
- 139 Lilies, in a pot**
- 140 Flowering shrub**
one variety, 1 vase, 3 sprays
- 141 Hydrangea**
one variety, 1 vase, 3 heads
- 142 Sweet Peas**
12 stems, mixed varieties
- 143 Mixed vase of garden flowers**
as many as you can put in a vase. Minimum of 6 kinds (named if known), not judged as a flower arrangement. but on quality of

*All pots used to exhibit potted plants must be **plain** and must not exceed 260 mm (10.25”) in diameter, unless otherwise stated. For exhibits in vases, bikini vases (supplied) must be used.*

Fruit Classes (150–159 inclusive)

Name of variety to be stated if known

150 Three apples, cooking
one variety

151 Three apples, dessert
one variety

152 Three pears
one variety

153 A plate of twelve soft fruit
one variety, any kind, with stalks

154 A plate of twelve stone fruit
one variety, any kind, with stalks

155 A plate of grapes
one variety, one bunch, any colour

156 Any other kind of fruit
one variety, three

157 A collection of four kinds of fruit
one variety, any kind. Quantities as above, but minimum of two. Maximum points awarded for each fruit as shown on next page*.

Paper plates will be provided where required

(158-159 not used)

*Maximum points awarded for each fruit as follows:

20. Apples (dessert), Grapes (greenhouse), Melons, Nectarines, Peaches, Pears (dessert), Pineapples.
16. Apples (cooking), Citrus fruits, Grapes (outdoors), Plums (dessert), Strawberries.
12. Cherries (sweet and sour), Black Currents, Figs, Gooseberries, Kiwi Fruits, Plums (cooking), Raspberries.
8. Blackberries, Blueberries, Bullaces, Red Currents, Damsons, Hybrid Berries (e.g. Loganberries, Tayberries), Quinces, Nuts (including Walnuts).
5. Medlars

Vegetable Classes (160–199 inclusive) (Please note: all exhibits to be in a clean condition, name of variety to be stated if known)

160 Six onions*

one variety, grown from seed in the current season

161 Six white onions*

one variety, grown from sets

162 Six red onions*

one variety, grown from sets

163 Three garlic*

one variety, on a plate

164 Six exhibition shallots

one variety, to be shown in sand on a plate

165 Two beetroots

one variety, with about 75mm of leaf stalk

166 Three carrots, stump rooted

one variety, with about 75mm of leaf stalk

167 One pumpkin

168 Six white potatoes

one variety

169 Six coloured potatoes

one variety

170 One lettuce

with roots

171 One cabbage

round or pointed with about 75mm of stalk

172 One cauliflower

with about 75mm of stalk

173 Six tomatoes, greenhouse

one variety, with calyx, on a plate

174 Six tomatoes, outdoor

one variety, with calyx, on a plate

175 One truss of tomatoes

one variety, at least one ripe

176 One truss of “cherry” type tomatoes

one variety, at least one ripe

177 One marrow

fit for the table (as a guide about 300mm long or 380mm in circumference for a round type)

178 Three leeks,

one variety, with roots

179 Nine runner beans,

one variety

180 Six French beans

one variety

181 Two cucumbers, greenhouse,

one variety

182 Two cucumbers, outdoor,

one variety

183 Two sweet peppers,

one variety

184 Two chilli peppers

one variety



* Must be mounted on cardboard or small plastic piping. Paper plates will be provided as required

Vegetable Classes, continued

185 Two courgettes,
one variety

186 Two corn on the cob
peeled back to reveal corn

187 Six leaves of chard

188 An interestingly shaped vegetable

189 Longest runner bean

190 Heaviest marrow

191 Heaviest onion

192 Longest carrot

193 Any kind of vegetable,
not stated previously

194 A collection of any four kinds of vegetables

One variety of any kind. Quantities as above,
but minimum of two. Maximum points awarded for each vegetable
is shown below*

* Maximum points awarded for each vegetable as follows:

20 Cauliflowers, incl. white heading Broccoli, Carrots (long), Celery (trench), Leeks, Onions (over 8oz), Parsnip, Potatoes, Peas, Tomatoes.

18 Aubergines, Carrots (other than long), Scarlet Runner Beans, Cucumbers, Beetroot (long), Celery (other), Okra, Shallots (exhibition).

16 Tomatoes (beefsteak).

15 Artichokes, Asparagus, Broad Beans, Dwarf French Beans, Climbing Beans (except Scarlet Runners), Beetroot (round), Broccoli, sprouting, and colour headed, Brussels Sprouts, Cabbage (Chinese, green, red, savoy), Capsicums, Celeriac, Chicory, Cucumber (outdoor), Endive, Fennel, Lettuce, Marrows, Mushrooms, Onions (under 8oz), Rhubarb (forced), Scorzonera, Swede, Sweet Corn, Turnips.

12 Garlic, Kales, Rhubarb (natural), Shallots (pickling), Spinach.

10 Courgettes, Cress, Watercress, Lettuce (leaf), Onions (salad, pickling), Radishes, Pumpkin, Chives,

5 Herbs.



NEW FOR 2015

POTATO COMPETITION £1 entry

COLLECT ONE BUCKET AND ONE SEED POTATO FROM THE DEPOT. GROW POTATO IN BUCKET, AND BRING BUCKET TO SHOW WITH POTATO STILL GROWING IN IT, FOR WEIGHING.

To be judged on the heaviest weight of potatoes grown in bucket.

Wine and Beer Classes (200– 209 inclusive)

200 Aperitif wine

201 Red wine
dry

202 Red wine
sweet

203 White wine
Dry

204 White or “Golden” wine,
sweet

205 Rosé wine

206 Liqueur
Please specify the fruit used

207 Beer or Lager

208 Mead

209 Cider



Wine and Beer Rules

1. Glass bottles must be used and polished prior to exhibiting i.e. no dirty marks or smears on the glass.
2. Up to three different entries in each class may be entered by one member but separate entry forms must be used.
3. Wines can be of any age and may be made from a kit.
4. Wines must be exhibited in clear, colourless bottles. The bottle should have a punted bottom.
5. Corks must be flanged (“T” shaped), and bottles filled to within 2.5-3 cms from the top.
6. Labels will be provided – do not use other wine labels for showing. The labels must show the Exhibit number and Class number.
7. Liqueurs to be made by natural fruit process and spirit. **The fruit used must be specified.**

Art and Craft Classes (210–229 inclusive)

The exhibitor’s (i.e. the originator’s) name must be covered if shown on the exhibit

210 An exhibit

using fabrics, not exceeding
600mm x 600mm x 600mm

211 An exhibit

using threads, not exceeding
600mm x 600mm x 600mm

212 Painting

in oil, any subject, not exceeding
500mm x 500mm

213 Painting

in water colour, any subject,
not exceeding 500mm x 500mm

214 Painting

in any medium, other than
water or oil, any subject, not exceeding
500mm x 500mm

215 A soft toy

no larger than H60cm x W60cm x D60cm

216 A wooden toy

no larger than H60cm x W60cm x D60cm,
must be predominately made from wood

217 Design a Computer Generated Poster

advertising the Abbots Langley Gardening
Society Autumn Show 10 September 2016

(218-229 not used)

www.algs.org.uk

The 2015 Autumn Show Entry Form

Initials & Surname Mr/Mrs/Miss/Ms/other).....
 If Young Exhibitor (up to age 12), first name..... age

Family Name (used to determine family achieving the most points).....

Membership Number (refer to membership card).....

Address.

Telephone Number.....e-mail.....

| | |
|-----------------------------|---|
| Dahlias | 100 101 102 103 104 105 106 107 108 109 110 111 112 |
| Roses | 113 114 115 116 117 118 119 120 |
| Other Flowers & Plants | 121 122 123 124 125 126 127 128 129 130 131 132 133 134 135 136 137 138 139 140 141 142 143 |
| Fruit | 150 151 152 153 154 155 156 157 |
| Vegetables | 160 161 162 163 164 165 166 167 168 169 170 171 172 173 174 175 176 177 178 179 180 181 182 183 184 185 186 187 188 189 190 191 192 193 194 |
| Wine & Beer | 200 201 202 203 204 205 206 207 208 209 |
| Art & Craft | 210 211 212 213 214 215 216 217 |
| Photography | 219 220 221 222 223 224 225 226 |
| Household | 240 241 242 243 244 245 246 247 248 249 250 251 252 253 254 255 256 257 |
| Young Exhibitor Ages 4-7 | 270 271 272 273 274 275 276 |
| Ages 8-12 | 278 279 280 281 282 283 284 285 286 287 |

Total number of entries.....Fee enclosed £ - p.

Fees applicable to all Classes (except for Young Exhibitor), @ 25p each for the first 20 entries, then further entries are free.

After completion, please put this form, with the correct money, by the deadline, in the box provided in the Secretary's porch, see page 23.

Tick box if you would like to donate any of your exhibits to the plant sale

See notes overleaf on how to complete this form

Notes for completing the 2015 Autumn Show Entry Form

- 1 Please use a separate Entry Form for each exhibitor.
- 2 If you need additional Entry Forms, they are available from our website: www.algs.org.uk, or from the Depot on Saturday mornings between 9.00 am. and 10.00 am.
- 3 Please delete/insert title (Mr, Mrs, Ms, and Miss etc.) as appropriate.
- 4 Circle each class item to be entered e.g. 3 (4) 5
- 5 Please ensure that Entry Forms for Young Exhibitors have their first or familiar name, instead of using initials, and please enter their age. *Please ensure* that they enter in the correct class/age group.
- 6 All entries for Young Exhibitors' (i.e. those aged between 4 and 12, who are either the child or grandchild of a fully paid up member) are free, **except** if they enter the adult classes. Also young people aged 13 or over, may enter the adult classes, where the normal entry fee will be required.

Please encourage your children to take part. Each young entrant will receive a small prize, simply by entering.
- 7 Completed Entry Forms together with the fees may be handed to the Secretary up to and including the last Wednesday prior to the Show.
- 8 Minor alterations to Entry Forms already submitted may be accepted on the Show day, at the discretion of the Committee, whose decision is final. **No late entrants will be admitted.**
- 9 Remember to check the Rules and the Regulations for Exhibitors set out in each class and on page 23.

N.B. The last opportunity to hand in the Show Entry Form to the Secretary will be on the last Wednesday prior to the Show.

Autumn Plant Sale

As usual, there will be a sale of plants donated by members on the day of the show (in addition to some of the exhibits). So please bring a contribution if possible.

Photography

219 A country scene

220 Night life

221 A woodland scene

222 At the carnival or fairground

223 A flower in close up

224 Winters Day

225 Creepy Crawlies

226 Bursting Buds



Note:

Photographs must be 7" x 5", and not mounted. Photographs may be taken using digital cameras or film, judging will be based on the quality of their composition, and focus.

Please exhibit new pictures every year.

(227 to 229 not used)

Household Classes (240–269 inclusive)

240 A jar of jam

241 A jar of marmalade

242 A jar of chutney
at least 2 months old

243 A jar of fruit jelly

244 A jar of pickled vegetable
any variety, single or mixed


245 A fruit pie
with a short crust pastry top &
bottom

246 A Bakewell tart

247 Sticky gingerbread

248 Four Cornish pasties

249 A fruit cake



250 A Victoria sandwich cake

251 Six rock cakes

252 Six cheese scones

253 A honey cake

254 A pizza
approx 25cm(10ins)in dia., with an
interesting topping

255 Apple Leather

256 A white plaited loaf of bread
made with yeast*

257 A wholemeal plaited loaf of
bread made with yeast*

* Not to be made using a bread machine. A recipe must be provided.

Rules for Household classes:

1. Each entry in classes 240 to 244 inclusive, must be labelled, and made by the Exhibitor in 2014/2015 **except** class 242, which may be of any age over 2 months old.
2. For classes 245, 254, 256 and 257, you must put your own recipe with the exhibits for judging.
3. **All Exhibitors entering classes 246 to 253 & 255 inclusive, must use the recipes provided. These may be either downloaded from our website: www.algs.org.uk, or collected from the Depot, or from the Secretary's porch.**
4. **You must adhere to tin sizes where stated.**

(Continued)

Rules for Household classes continued:

5. Exhibits must be placed on paper plates, which will be provided.
6. Metal lids may be used instead of cellophane but must be neatly painted over to obscure the maker's name and other maker's markings.
7. Plain glass 450g jars **must be used**, preferably filled to the top. The use of other types of jar e.g. "Roses" type jars, is not permitted.
8. Jam jar lids must not be rusty and glass should be clean and polished. The use of wax seals is recommended.
9. Metal rings must be taken off bottled fruit.
10. Exhibits must not be shown warm or frozen inside.

Young Exhibitor Classes (270- 289) inclusive

Classes for Ages 4 to 7

270 A vase of mixed flowers (a list to be provided with the exhibit).

271 Largest Sunflower Head

272 A collage of pressed flowers, using a 7" x 5" picture frame


273 Miniature garden staged in a plastic seed tray (approx. 240mm x 370mm.
made from natural materials

274 Photograph "My favourite animal"

Note: Photographs must be 7" x 5", and must not be mounted. Photographs may be taken using digital cameras or film, judging will be based on the quality of their composition, and focus.

275 Six iced cup cakes

276 Six Cheese Straws



Note:

For classes 275 and 276 please provide your own recipe with the exhibit

(277 not used)

Young Exhibitor Classes, continued

Classes for Ages 8 to 12

278 A vase of mixed flowers (a list to be provided with the exhibit).

279 Miniature garden staged in a plastic seed tray (approx. 240mm x 370mm.
made from natural plant materials

280 Largest Sunflower Head

281 A collage of pressed flowers, using a 7" x 5" picture frame

282 Design a computer generated poster to advertise the Abbots Langley
Gardening Society Autumn Show on 11 September 2016

283 A painted pebble

284 Photograph (colour or black & white) of the **"By the Sea"**

285 Photograph "Funny Faces"

Note: Photographs must be 7" x 5", and must not be mounted. Photographs may be taken using digital cameras or film, judging will be based on the quality of their composition, and focus.

286 Six Cheese Straws.

287 Six iced cup cakes.

Note:

For classes 286 and 287 please provide your own recipe with the exhibit

(288 – 289 not used)

Autumn Show Judges 2015 (provisional)

| | |
|-------------------------------|-----------------|
| Flowers, vegetables and fruit | David Empson |
| Wine and Beer | Val Beattie |
| Art and Craft | Penny Boyce |
| Photography | Val Beattie |
| Household | Valerie Webster |



DAHLIAS – GROUP CLASSIFICATION AND FORMATION



Group 1 Single flowered

Single Dahlias have blooms with a single outer ring of florets, which may overlap, the centre forming a disc.



Group 2 Anemone flowered

Anemone flowered dahlias have blooms with one or more outer rings of generally flattened ray florets surrounding a dense group of tubular florets, and showing no disc.



Group 3 Collerette

Collerette dahlias have blooms with a single outer ring of generally flat ray florets, which may overlap, with a ring of small florets (The Collar) the centre forming disc.



Group 4 Waterlily

Waterlily dahlias have fully double blooms characterised by broad and generally sparse ray florets, which are straight or slightly involute along their length giving the flower a shallow appearance. The depth should be less than half the diameter of the bloom.



Group 5 Decorative

Decorative dahlias have fully double blooms showing no disc. The ray florets are either involute, scarcely involute, not involute, or revolute at apex and either come to a point, abruptly come to point, or indented.




Group 6 Ball

Ball dahlias have fully double blooms showing no disc, ball shaped or slightly flattened. The ray florets are displayed in spiral arrangement and are involute and round at the apex.




Group 7 Pompon

Pompon dahlias have fully double spherical blooms of miniature size, with florets largely involute along their length (longitudinal axis).



Group 8 Cactus

Cactus dahlias have fully double blooms, the ray florets are usually pointed, the majority narrow and revolute for 50% or more of their length (longitudinal axis) and either straight or incurving.



Group 9 Semi- Cactus

Semi-Cactus dahlias have fully double blooms; the ray florets are usually pointed and revolute for more than 25% of their length and broad at the base and either straight or incurving.



Group 10 Miscellaneous

Any dahlias which do not fall into Groups 1-9 inclusive and Group 11, 12, 13, & 14, e.g. Thistle Dahlias etc..

Group 11 Fimbriated



Fimbriated dahlias have blooms where ray florets should be evenly split, or notched into two or more divisions, uniformly throughout the bloom to create a fringed overall effect. The petals may be flat, involute, straight, incurving, or twisted.

Group 12 Single Orchid (star)



Star or Single Orchid dahlias have blooms with single outer ring florets surrounding disc. Ray florets are uniformly either involute or revolute.

Group 13 Double Orchid



Double Orchid dahlias have fully double blooms showing no disc that have triangular centres. Ray florets are narrowly lanceolate and either involute or revolute.

Group 14 Paeony



Paeony dahlias have multiple outer rings of ray florets surrounding a disc, ray florets are flat or slightly involute at base and are flat or are to some extent revolute.

Rules and Regulations for Exhibitors

1. Entries are confined to the named member as shown on the membership card, except where otherwise stated.
2. All exhibits shall be from plants which have been grown by the exhibitor for at least two months immediately preceding the show, unless otherwise stated. The Committee reserves the right to inspect the gardens or plot of any exhibitor.
3. STAGING- All exhibits must be staged between 7.30am and 9.45am on the day of the show. No exhibits will be allowed in after these times, and the Hall will be cleared by 10am to enable the judging to commence. Cups and prizes will be presented and the raffle drawn at approximately 4.00pm, after which time all exhibits will be removed.
4. The Committee cannot accept responsibility for plates, dishes, and vases etc., provided by the exhibitor. A selection of vases will be available on the morning of the show. To ensure consistency, all exhibitors must use the "bikini type" vases supplied for the "Cut Flowers", "Dahlias", "Roses", and "Other Flowers and Plants Classes", unless otherwise stated.
5. Only one exhibit will be permitted in any class from any one member, except for the Wine Classes
6. It is the responsibility of the exhibitor to stage their own entries. An exhibitor may request the general assistance of a Show Steward, but it is not the responsibility of a Show Steward to actually stage an entry for the exhibitor.
7. Judges will be appointed by the Committee and their decisions will be in accordance with Royal National Rose Society, Royal Horticultural Society, 1996 National Association of Flower Arranging Societies Handbook of Schedule Definitions, National Federation of Women's Institutes, National Dahlia Society and National Chrysanthemum Society rules, and the RHS Narcissus and Daffodil rules. *(a copy of the R.H.S. Handbook is available for consultation from the trading depot, or at the Henderson Hall on the day of the Show, from the Secretary).*
8. The judge's decision will be final.
9. Judges shall have the right to reduce or withhold awards according to the standard or number of exhibits in the classes.
10. Only show stewards appointed by the Committee will be permitted to enter the showroom during the judging of the exhibits.
11. The holder of a trophy will keep their award safely in their possession. The Society has insurance cover for the trophies and if stolen, lost or damaged, the Secretary must be informed immediately. If the holder moves out of the district, the holder must inform the Secretary to arrange for the return of the trophy prior to moving.

PLEASE NOTE: THE TROPHIES WILL BE HELD BY THE RESPECTIVE WINNERS FOR THE ENSUING YEAR AND MUST BE RETURNED TO THE SECRETARY, MRS JANE LAY, BY 25 AUGUST.

PLEASE ALSO NOTE: Young exhibitors may enter adult classes, but the normal entry fee is then payable. A young exhibitor is defined as a child or grandchild, aged between 4 and 12 years, of a fully paid up member of the Society.

***** Entry forms** and fees must be put in the box provided in the Secretary's porch at:

The Gleanings
Marlin Square
Abbots Langley
WD5 0EG tel. 01923 447281

Entry forms will be received by the Secretary, Mrs Jane Lay, up to 8pm on the last Wednesday prior to the show, accompanied by the fee (which is 25p per entry for the first 20 entries, free thereafter).

ABBOTS LANGLEY GARDENING SOCIETY AUTUMN SHOW
PRIZEWINNERS 2014

FOR BEST IN SHOW

| | | |
|------------------|-------------------------------|--------------------|
| DAHLIAS | Gentry Cup | Jane Lay |
| ROSES | Bert Cooper Cup | Rod Pengelly |
| FLOWERS | The Tomson Glass Vase | Rod Pengelly |
| FRUIT | Norman Cup | Jane Lay |
| VEGETABLES | Leon Lay Cup | Peter Tomson |
| WINE/BEER | Ron Brothers Memorial Chalice | Doreen Higgsl |
| ART/CRAFTS | Faulconer Vase | Lynda Sutherland |
| PHOTOGRAPHY | Val Beattie Cup | Lynda Sutherland |
| HOUSEHOLD | Crownshaw Cup | Doreen Higgs |
| YOUNG EXHIBITORS | Barry Highland Cup | Elizabeth Dunstone |

FOR EXHIBITORS GAINING THE MOST POINTS

| | | |
|------------------|----------------------------------|--------------------------------|
| DAHLIAS | Drusilla Dennis Chalice | Jane Lay |
| ROSES | Walter Ashby Rose Bowl | Rod Pengelly |
| FLOWERS | Jane Lay Chalice | Mandy Floyd |
| FRUIT/VEGETABLES | Kitchingman Trophy | Doreen Higgs |
| WINE/BEER | Glass decanter | Joint: Doreen and Sandra Higgs |
| ART/CRAFTS | Silver Cup | Lynda Sutherland |
| PHOTOGRAPHY | Kathleen Hare Memorial glass cup | Lynda Sutherland |
| HOUSEHOLD | Doreen Higgs Cup | Doreen Higgs |
| YOUNG EXHIBITOR, | 4-7yrs, Silver Cup | Georgina Smithy |
| YOUNG EXHIBITOR, | 8-12yrs, Silver Cup | Sophie Hudson |

STEWART CHALLENGE PLATE, (awarded to family who gain the most points overall)

The Higgs Family